



🕒 5 MINUTES ✓ 5 TIPS

Home Security • Home Boundaries • Clocks Going Back • Christmas Safety • Rural Crime • Vehicle Security • Property Marking
Asian Gold Theft • Drink and Drug Driving • Personal Safety • Cyber Crime • Business Premises • Licenced Premises



▶▶▶▶ Read this leaflet? Pass it on to a relative, friend or neighbour.
Let's all talk about crime and how to prevent it happening. ▶▶▶▶



3. **ASIAN GOLD THEFT**
4. **CLOCKS GOING BACK**
5. **CHRISTMAS SAFETY**
6. **CYBER CRIME**
7. **DRINK AND DRUG DRIVING**
8. **HOME BOUNDARIES**
9. **HOME SECURITY**
10. **PERSONAL SAFETY**
11. **PROPERTY MARKING**
12. **PROTECTING BUSINESS PREMISES**
13. **PROTECTING LICENCED PREMISES**
14. **RURAL CRIME**
15. **VEHICLE SECURITY**

Let's Talk About ASIAN GOLD THEFT



5 MINUTES



5 TIPS

#LetsTalkAboutCrime

1

Lock your doors and windows every time you leave your house or go to bed. Buy CCTV and a burglar alarm where possible for extra security and peace of mind.

2

Keep any high value items in a safe deposit box or a bank. Alternatively, put them in a safe which is secured to a wall or floor and complies with official insurance rating standards.

3

Keep an inventory of your jewellery including photos. This can be done in a paper version or online with companies such as **immobilise.com**. Make sure you include details such as identifying marks, value, and purchase date. List each one of them on your home insurance and be sure they are covered by your policy.

4

When wearing jewellery in public, particularly during wedding season and religious holidays, consider keeping your jewellery discreetly hidden until you get to the venue and be extra vigilant.

5

Use forensic marking such as **SmartWater** or **Selectamark** to identify your jewellery. Information on forensic marking can be found at:
www.securedbydesign.com

Burglars are believed to target specific homes and are generally ignoring possessions such as valuable electrical items, to steal traditional Asian gold jewellery. For more information, visit:

essex.police.uk/letstalk

Read this leaflet? Pass it on to a relative, friend or neighbour.
Let's all talk about crime and how to prevent it happening.



Let's Talk About CHRISTMAS SAFETY



5 MINUTES



5 TIPS

#LetsTalkAboutCrime

1

Don't leave Christmas presents or valuables in view of a window. Keep them out of sight from thieves. If you are storing items in a shed or outbuilding, secure them by fitting good quality locks and considering an alarm.

2

If you're attending a Christmas party, make sure that you have considered how to get home in advance and don't use unlicensed taxis. Ensure you drink responsibly and are aware of your surroundings, whilst keeping your drink and belongings safe. For personal safety advice visit: www.suzylampplugh.org

3

Whether you're on an evening out, or Christmas shopping, keep your bags, handbags, wallets and mobile safe. Busy places make it easier for the sneak thief, so be alert at all times.

4

Record your valuables and property serial numbers by using immobilise.com - a free property recording website that helps the police identify owners of recovered property every day. On the site you can create a private and secure log of all your personal property including adding photographs.

5

After Christmas don't advertise your nice gifts to the thieves by putting the empty boxes out for collection. Disguise them, fold them inside out or put them inside other plain boxes.

Christmas is fast approaching, for more information about how to keep yourself and your property safe visit: essex.police.uk/letstalk

Read this leaflet? Pass it on to a relative, friend or neighbour.
Let's all talk about crime and how to prevent it happening.



Let's Talk About CLOCKS GOING BACK



5 MINUTES 5 TIPS



#LetsTalkAboutCrime

1

Leave lights on timers or radios in the rooms you use the most, to make it look like you are in. For more information about TV simulators and other security suggestions visit our website.

2

Fit external lighting using energy saving bulbs which are activated by a dawn to dusk sensor. If burglars see your house has security lighting they are less likely to approach for fear of being seen.

3

Check your dash camera, CCTV or any other security device in case the time and date stamp has not automatically changed.

4

Make sure you are alert and pay extra attention when using a mobile phone outside in the dark, as the light from your phone in the darker nights may attract a thief.


5


Consider where you park your car. Wherever possible, park your car in your garage or on a lit driveway. When out and about, use a Park Mark accredited car park. Find out more at: parkmark.co.uk/car-park-finder


For more information about how to keep yourself and your home secure as the nights get darker, visit:


essex.police.uk/letstalk


Read this leaflet? Pass it on to a relative, friend or neighbour.
Let's all talk about crime and how to prevent it happening.

- 

Use strong passwords to keep your data and emails safe, for example use three random words such as 'Click-Sand-Drum'. Do not use your email password for any other account. To add extra security use two-factor authentication (a type of 'double check' system).
- 

Use up to date and recognised anti-virus software on all of your devices to keep you safe from known viruses. Install software and device updates as they become available to keep your phone, tablet or computer well protected.
- 

Information stored on your devices may be irreplaceable, back up your data and create a copy should it get compromised or stolen. Back it up using a 'cloud' service, such as Google Drive (free), or to a USB device that you keep somewhere safe.
- 

Don't click on links or downloads in emails unless you are 100% of the person or company who has sent the email to you. Links in emails are the biggest threat to downloading malware (malicious software) onto your computer.
- 

Fraudsters often use the names of well-known companies to commit their crime. Reputable companies will never phone you to ask for access to your computer, if you receive such a phone call just hang up.

Find out more about burglary and other crime prevention advice on our website: essex.police.uk/onlinesafety

Read this leaflet? Pass it on to a relative, friend or neighbour.
Let's all talk about crime and how to prevent it happening.



Let's Talk About DRINK & DRUG DRIVING



5 MINUTES



5 TIPS

#LetsTalkAboutCrime

1

To report a drink driver or someone who regularly drink or drug drives, call 101. In an emergency always call 999.

2

Do not drink and drive. If you're not sure whether you're over the limit or not, do not drive and arrange an alternative way to get home.

3

Organise how you'll get home from a night out with a designated driver or licensed taxi company in advance.

4

If you have been drinking the night before, you could still be over the limit the next day. Get a lift to work.

5

Some medication can affect your judgement, vision and concentration. If you have been prescribed medication and are concerned about your ability to drive safely, consult your doctor or a pharmacist.

Any amount of alcohol will impair your ability to drive. In fact, the only way to know you're definitely safe to drive is by not drinking. For more information, visit: essex.police.uk/letstalk

Read this leaflet? Pass it on to a relative, friend or neighbour.
Let's all talk about crime and how to prevent it happening.



Let's Talk About HOME BOUNDARIES



5 MINUTES



5 TIPS

#LetsTalkAboutCrime

1

Secure your boundaries. Having well-kept gates and tall fences at the rear of your house will deter burglars.

2

Spiky plants will make your boundaries more secure. For more advice on security planting, visit the Royal Horticultural Society website:
www.rhs.org.uk/advice

3

Don't make it easy for a burglar, make sure you put your tools and gardening equipment away after every use in a secure shed or outbuilding.

4

Burglars have been known to use wheelie bins and other items to get over fences into your back and side garden. Don't let them use this as a ladder, store them away.

5

Good outdoor lighting can deter a burglar. Use a daylight sensor at the front of your home that will come on automatically when it's dark. At the rear, use a PIR (infrared) movement sensor.

For more information about how to keep your garden boundaries secure, visit: essex.police.uk/letstalk

Read this leaflet? Pass it on to a relative, friend or neighbour.
Let's all talk about crime and how to prevent it happening.



Let's Talk About HOME SECURITY



5 MINUTES



5 TIPS

#LetsTalkAboutCrime

1

Lock your doors and windows every time you leave your house or go to bed.

- **With a PVCu or composite door with multipoint locking system:** lift the handle, lock the door and remove the key.

- **With a wooden door:** make sure that you use the 5-lever mortise lock and the night latch or rim lock.

2

Keep your keys away from your front door, out of sight and not left near a window but readily available in case of an emergency.

3

Keep your money, gadgets and other valuables out of view from windows, doors or anywhere else they could be seen from outside.

4

Leave lights on timers or radios in the rooms you use the most, to make it look like you are in. For further information about TV simulators and other security suggestions visit our website.

5

If you have a burglar alarm, set it every time you leave the house or go to bed. For more information about burglar alarms, visit our website or buy it from a reputable company by visiting www.buywithconfidence.gov.uk, www.nsi.org.uk or www.ssaib.org

**For more information about how to keep your home secure, visit:
essex.police.uk/letstalk**

Read this leaflet? Pass it on to a relative, friend or neighbour.
Let's all talk about crime and how to prevent it happening.

1

Before you go out socially or for work, think about how you are going to get home. Avoid travelling alone and set aside some money in advance. Can you travel home with a friend? What time does the last bus or train leave?

2

For reassurance, carry a personal safety alarm. For more information about personal safety visit our website or www.suzylampplugh.org

3

Be extra careful when using cashpoints. Make sure nobody is hovering nearby and don't count your money in the street.

4

Pay attention to your surroundings. If you're chatting on your mobile phone or listening to music on headphones you won't hear someone approaching you.

5

Trust your instincts. If you think you are being followed, as confidently as you can, cross the road, turning to see who is behind you and head for a busy area where you can tell people what's happening. **If necessary, call 999.**

Essex is a safe county and the chances of you, a friend or a member of your family becoming a victim of violent crime are low. However there are a number of steps you can take to keep yourself safe. For more info, visit:

essex.police.uk/letstalk

Read this leaflet? Pass it on to a relative, friend or neighbour.
Let's all talk about crime and how to prevent it happening.



Let's Talk About PROPERTY MARKING



5 MINUTES
5 TIPS



#LetsTalkAboutCrime

1

Record your valuables and property serial numbers by using **immobilise.com** - a free property recording website that helps the police identify owners of recovered property every day. On the site you can create a private and secure log of all your personal property including adding photographs.

2

Use property marking products like UV pens and forensic marking solutions to protect your valuables. This can help police in returning the item to you and could provide valuable evidence in court.

3

Use the stickers that come with the property marking products to deter thieves from targeting your home or valuables. Visit our website to find out more about property marking.

4

Buy **Sold Secure** locks and chains and mark your cycle to keep it safe. **Secured By Design** sell products specifically to keep your cycle secure: www.securedbydesign.com/members.

5

Download security apps like **Find My iPhone** to your mobile phone or laptop. They record, track and wipe your items of their memory, should they get stolen. Some even show you a photo of the person who's taken it. Keep the app updated with the latest version.

For more information about how to keep your home and your property secure by marking them, visit:
essex.police.uk/letstalk

Read this leaflet? Pass it on to a relative, friend or neighbour.
Let's all talk about crime and how to prevent it happening.



Let's Talk About PROTECTING YOUR BUSINESS PREMISES



5 MINUTES
5 TIPS

#LetsTalkAboutCrime

1

Fit high quality doors and door frames that are reinforced with bolts and bars. Make sure that when you leave the premises, that all the doors and windows are locked, with keys kept out of sight in a secure area.

2

Visible CCTV and intruder alarms will deter burglars. For more information about securing your business premises, visit essex.police.uk/secure and ico.org.uk.

3

Inform your staff about the burglary prevention measures in your premises, and the correct way to use the security equipment. Explain to staff the importance of looking out for suspicious people.

4

Ensure that any money is emptied and removed regularly from the till. The drawers should be left open when emptied, with charity boxes anchored to the counter and locked away when not in use.

5

Protect portable high value goods such as jewellery or electronics, by removing them from display windows overnight and locking them in a secure room or a safe that is bolted in place and hidden away. This will protect cash and valuable items overnight. Before installing a safe, contact your insurance company for advice to make sure it meets their standards.

For more information about how to keep your business protected and secured, visit: essex.police.uk/letstalk

Read this leaflet? Pass it on to a relative, friend or neighbour.
Let's all talk about crime and how to prevent it happening.



Let's Talk About PROTECTING YOUR LICENCED PREMISES



**5 MINUTES
5 TIPS**

#LetsTalkAboutCrime

1

Good quality doors and windows help keep your building secure. External doors, windows, cellar flaps, yard gates and doors to outbuildings should be kept locked whenever they're not in use.

2

Ensure that your cash registers cannot be operated from the customers' side of the bar, with all cash emptied and removed regularly after each session. The drawers should be left open when emptied, with charity boxes anchored to the counter and locked away when not in use.

3

Stocks of wine, spirits and cigarettes should be kept in a secure store inside the premises protected by an alarm. Use mortise locks or padlocks to secure the doors.

4

Visible CCTV and intruder alarms will deter burglars. For more information about securing your business premises, visit **essex.police.uk/secure** and **ico.org.uk**.

5

Make sure your staff are vigilant and look out for unusual behaviour around your premises or items that are out of place. Make sure that they know the how to report any suspicions to you or a senior member of staff and where necessary report it to the police.

For more information about how to keep your business protected and secured, visit: essex.police.uk/letstalk

**Read this leaflet? Pass it on to a relative, friend or neighbour.
Let's all talk about crime and how to prevent it happening.**



Let's Talk About RURAL CRIME



5 MINUTES
5 TIPS

#LetsTalkAboutCrime

1

Fit a secure safe and use it. When choosing a safe make sure that it is compatible with your insurance company's requirements. Don't forget to secure your licensed firearms in a suitable cabinet so they don't end up in the wrong hands. Visit our website for more information about safes.

2

If you have a burglar alarm, set it every time you leave the house or go to bed. For further information about burglar alarms, visit our website or buy it from a reputable company by visiting **buywithconfidence.gov.uk**, **www.nsi.org.uk/directory** or **www.ssaib.org**

3

It may be difficult in a rural area but secure your boundaries. Tall fences and secure gates to the rear of your house, in good condition, will deter burglars. Spiky plants such as Blackthorn will provide extra security whilst looking nice. For more advice on security planting, visit the Royal Horticultural Society website: **www.rhs.org.uk/advice**

4

Secure your shed door with padbolts and close-shackle padlocks or a padlock alarm. Cover the windows in your outbuildings so an intruder cannot see in. Consider fitting an alarm too with some brands allowing you to monitor it through your mobile.

5

To deter heating oil theft, try and disguise your fuel tank with trellis and spiky plants. Consider an alarm that will detect a dramatic drop in the fuel level. Suitable security products can be found at **securedbydesign.com**

Rural crime affects individuals and businesses and includes the theft of livestock, plant machinery and fuel. For more information about how to keep your property secure, visit:

essex.police.uk/letstalk

Read this leaflet? Pass it on to a relative, friend or neighbour.
Let's all talk about crime and how to prevent it happening.



Let's Talk About VEHICLE THEFT



5 MINUTES
5 TIPS

#LetsTalkAboutCrime

1

Make sure all windows and doors are closed and locked before going to bed. Remember, If you have a PVCu or composite door, with a multipoint locking system, lift the handle, lock the door and remove the key then put it out of sight of the door, but readily available to escape in case of an emergency.

2

If you have an intruder alarm, turn on the ground floor zone when you go upstairs to bed. If you do not have an intruder alarm get a battery operated PIR (infrared) sensor alarm that can be placed indoors where your keys are kept, providing a limited alarm response.

3

To avoid possible confrontation don't take the keys to the bed with you. For cars with keyless entry, put your keys and spare keys in a faraday bag to prevent the signal being accessed from outside.

4

If you have a garage or driveway, make sure you can use that for parking your vehicle. Make sure any garage is secured with 'Sold Secure' tested and approved security products. Find out more at [soldsecure.com](https://www.soldsecure.com)

5

Consider having a tracker fitted to your car and if you have one make sure it has been switched on.

For more information about how to keep vehicle secure including cars with keyless entry, visit: essex.police.uk/letstalk

Read this leaflet? Pass it on to a relative, friend or neighbour.
Let's all talk about crime and how to prevent it happening.





© Essex Police 2018